

How To Login To Google Classroom



Login @ Clever

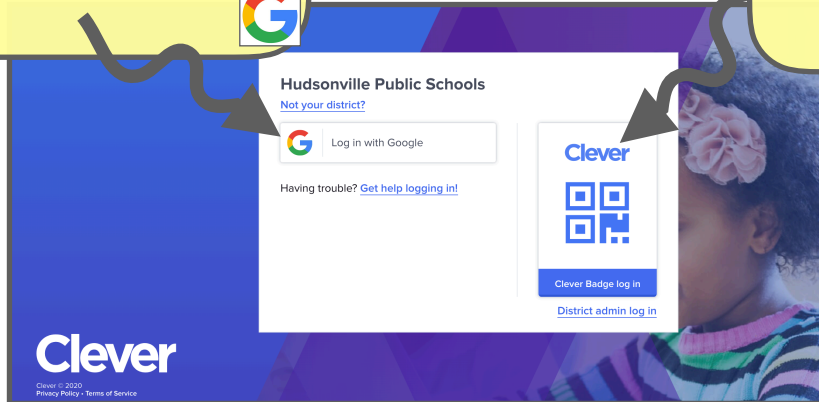


<https://tinyurl.com/woteyqw>

Your student can login with their @hpsstudents.net email address

OR

You can login with their Clever badge.



► If you click on the 

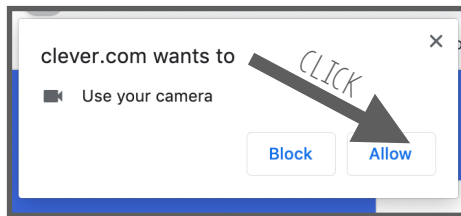
1 - type in student username & @hpsstudents.net

2 - type in password

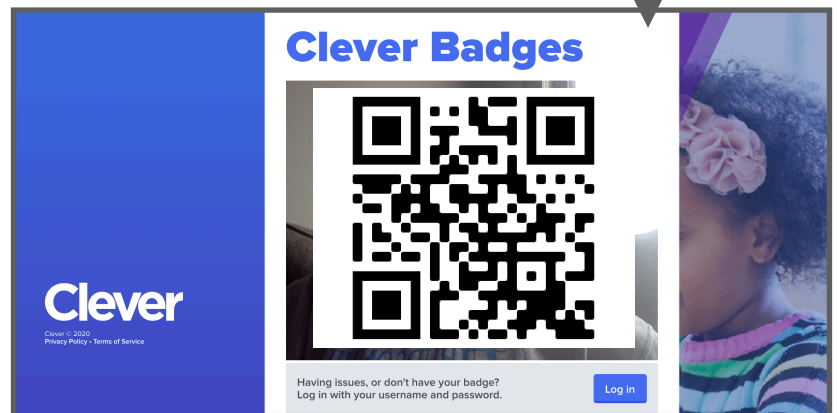
If you click on the QR code...



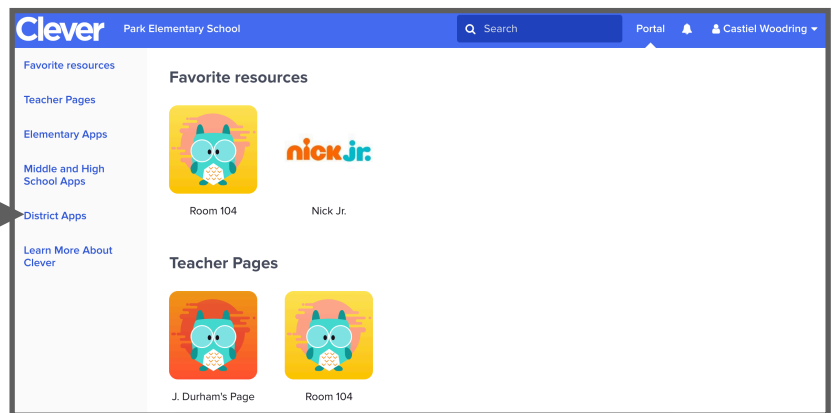
1 - You may have to give permission for the device to access your camera.




2 - Hold your Clever badge/ QR code in front of the camera.



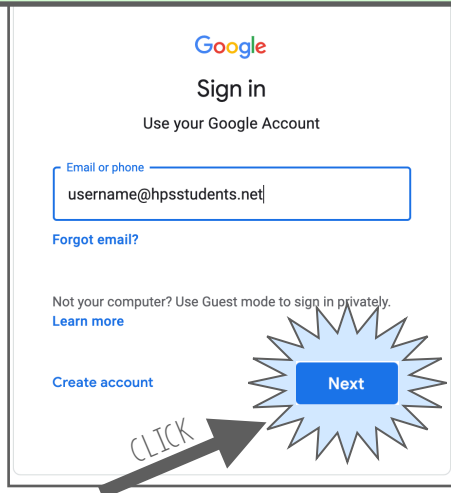
Once you are in Clever, click on the District Apps link.



Then, click on the Google Classroom link.



1 - type in student username & @hpsstudents.net



Google
Sign in
Use your Google Account

Email or phone
username@hpsstudents.net

[Forgot email?](#)

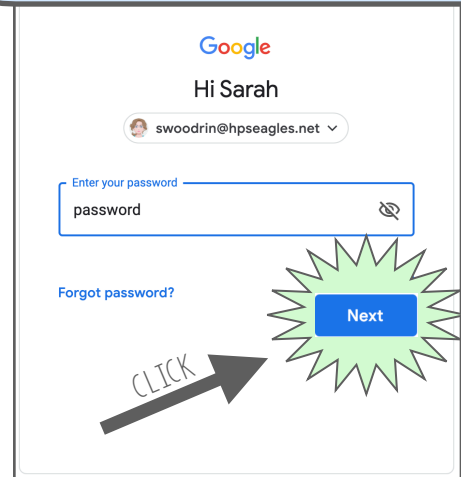
Not your computer? Use Guest mode to sign in privately.
[Learn more](#)

[Create account](#)

Next

CLICK

2 - type in password



Google
Hi Sarah

swoodrin@hpseagles.net

Enter your password
password

[Forgot password?](#)

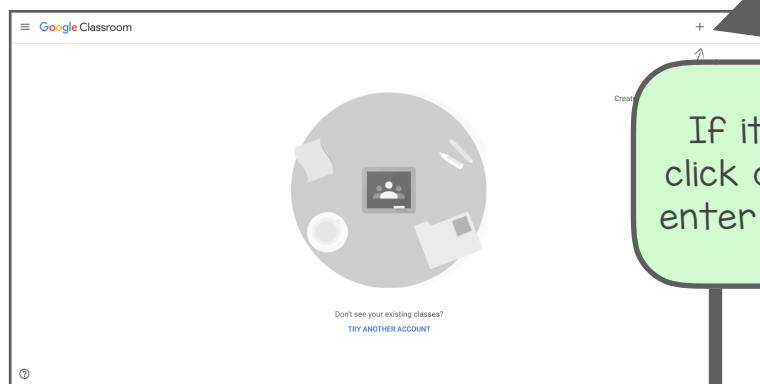
Next

CLICK

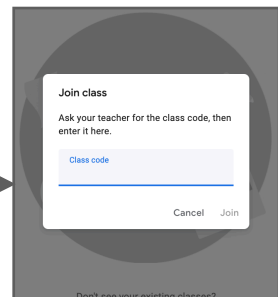
Your student will either have a dashboard that is empty...

OR

Your student will have a dashboard that has classes.



If it looks like this, click on the + sign and enter your class code.



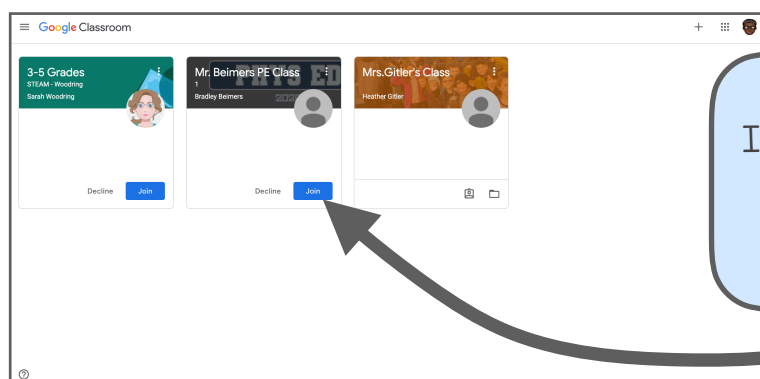
Join class

Ask your teacher for the class code, then enter it here.

Class code

Cancel Join

Don't see your existing classes?



If it looks like this, click the Join button.